

IKAT JACQUARD STYLE

« NO TIE NO DYE »


I always have been fascinated by the beauty of Ikat textile, but never wanted to go through the Tie and Dye process !

What a nice thing for me to discover that Arah Paint had an IKAT filter and that I could weave a jacquard IKAT style design on my Jacq3G with «No Tie and no Dye» process !

Here are some examples of my very first trials

First: A geometric two colors design with three Ikat effects from left to right:

- a- Original Fleur de Lys (our Quebec Emblem)
- b- Horizontal Ikat
- c- Vertical Ikat
- d- Horizontal and vertical Ikat



Warp: one dark, one white

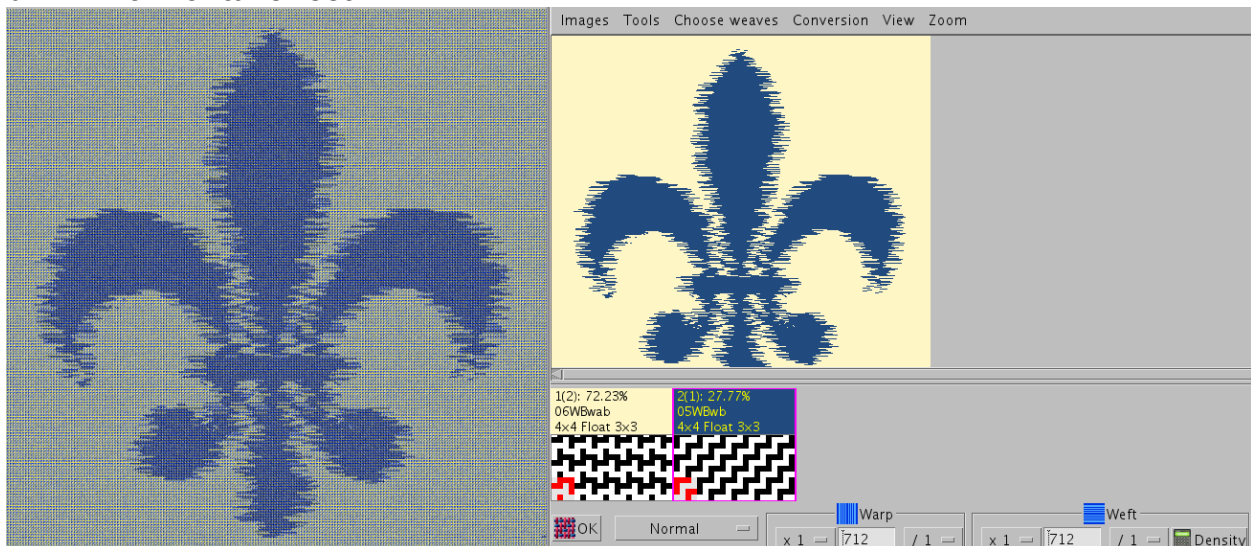


Weft: one blue, one yellow



and the resulting double weave files are on the left of the following b, c and d

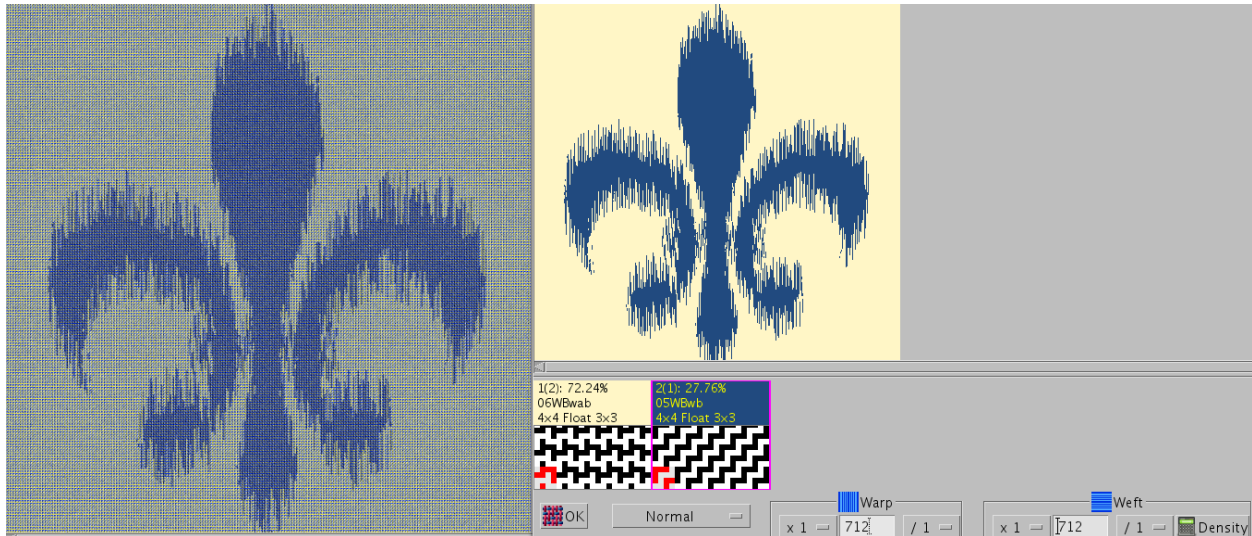
b- **Horizontal effect:**




IKAT JACQUARD STYLE

« NO TIE NO DYE »

c: Vertical effect:



d: horizontal and vertical effect:



The second example: on page 3

is woven on the same warp with the same weft:

Warp: one dark, one white

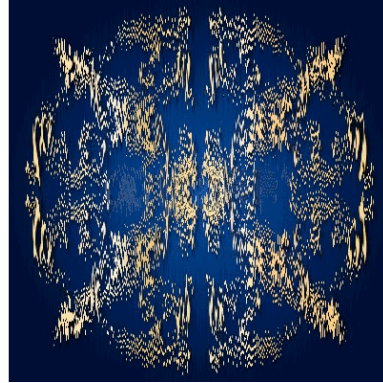
Weft: one blue, one yellow




The initial design on the left is a tile with a vertical IKAT effect applied on the right:
9 colors, 9 double weaves.

IKAT JACQUARD STYLE

« NO TIE NO DYE »



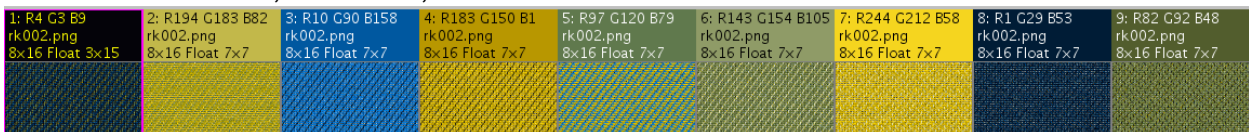
Weaving file:



The third example: on page 4 is woven on the same warp but with four weft colors
 Warp, 1 dark, 1 white Weft, 4 colors




Vertical IKAT effect, 9 colours, : 9 Double Weaves




© Annette Duchesne Robitaille

IKAT JACQUARD STYLE
« NO TIE NO DYE »



Weaving file:



IKAT JACQUARD STYLE

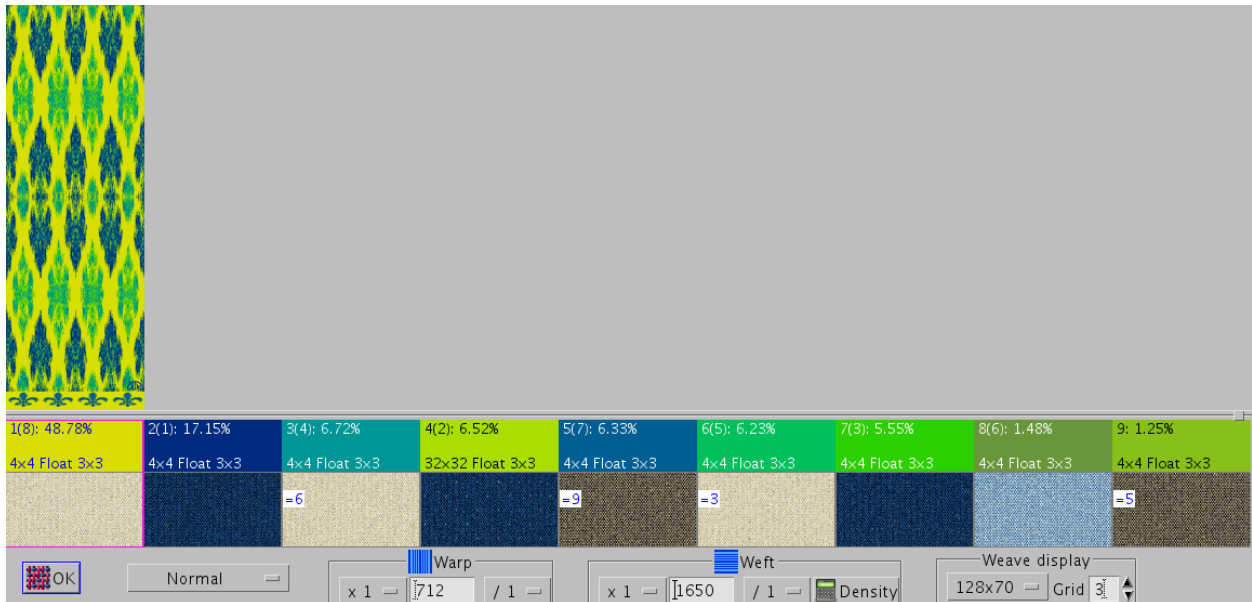
« NO TIE NO DYE »

Et voilà, here is a last exemple, the one I have choose to weave a Bamboo Shawl

The weaving «carton» has 9 colors

but I have use only 7 double weaves color effects:

you will notice that color #3 and #6 both have the same weave, color 9 and 5 also have the same weave



My Jack 3G is set with
2 colors warp :A* and B*



and I will weave with 2 weft colors
weft: a* and b*




The «Arahne weaving file» is on page 6.....


Fièremment avec les Fleurs de Lys du Québec !

IKAT JACQUARD STYLE
« NO TIE NO DYE »

Front




Back



IKAT JACQUARD STYLE

« NO TIE NO DYE »


...et voici un «Close-up» of the front face :



© Annette Duchesne Robitaille

IKAT JACQUARD STYLE
« NO TIE NO DYE »

and one of the back face



IKAT JACQUARD STYLE

« NO TIE NO DYE »

So much to explore virtually !!!!!!!

Have to go to my loom and WEAVE now !

What I just said is done

Here is the beginning of my weaving:



... and « pardon pour mes fautes d'anglais »

Can't wait to read all the other 2014 May Jacquard contributions !

Annette